


NOTES:

1. ROHS COMPLIANT
2. HEADER: PHENOLIC WITH FLAMMABILITY RATING UL 94V-0 OR BETTER.
3. STORAGE TEMPERATURE: -50°C TO +125°C
4. COMPLIANCE TO J-STD:
 - A. J-STD-002: SOLDERABILITY AT 245°C REFLOW PROFILE
 - B. J-STD-020: LEVEL 1, NO MOISTURE SENSITIVE
 - C. J-STD-075: R7, 245°C MAXIMUM THROUGH REFLOW SOLDER
5. TO ORDER TAPE & REEL PACKAGING ADD A "T" SUFFIX TO THE PART NUMBER(i.e TX1502FNL BECOMES TX1502FNLT).

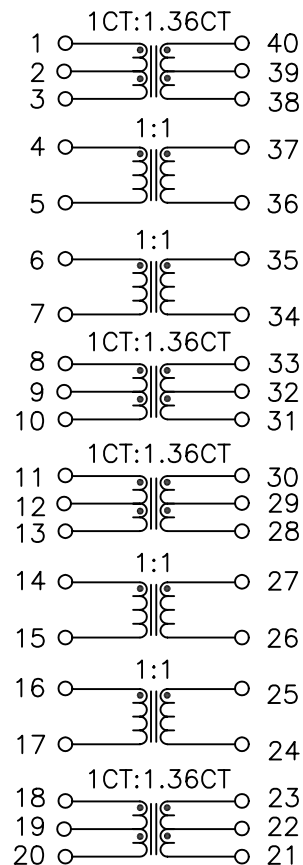


FINAL OUTLINE

© Copyright, 2014. Pulse Electronics Corp. All rights reserved. Pulse confidential & proprietary. (06/17/14)

PRODUCT DESCRIPTION	TLA DRAWING	PS DRAWING	SHEET	PART NO.	DATASHEET REV.
XFMR,OCTAL,T1,TOU,1CT:1.36CT,1:1,NL	TX1502FNL-10	PS-2743.001-A	1 OF 3	TX1502FNL	A

ELECTRICAL CHARACTERISTICS AT +25°C UNLESS OTHER SPECIFIED

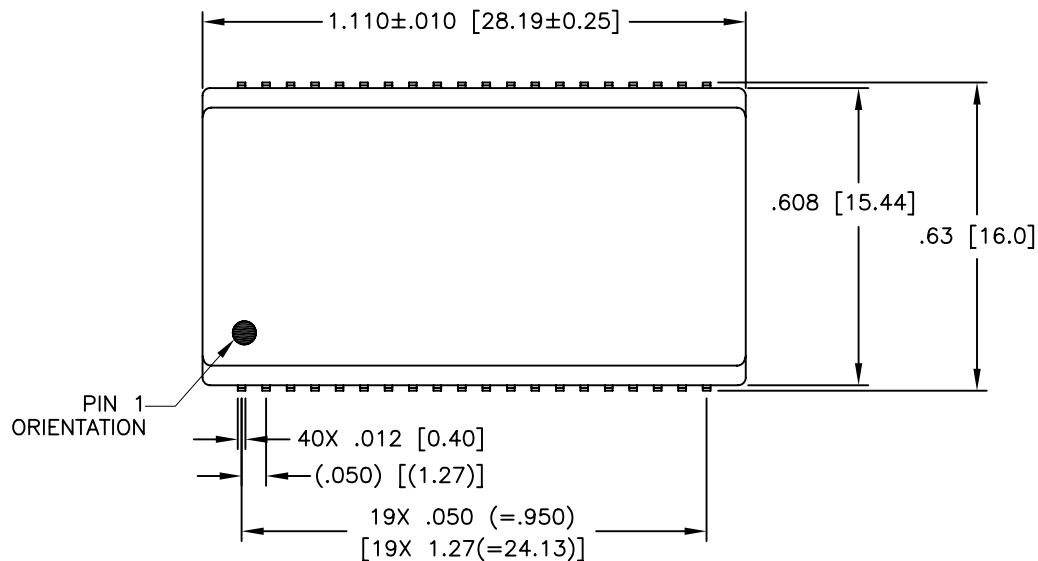


SCHEMATIC

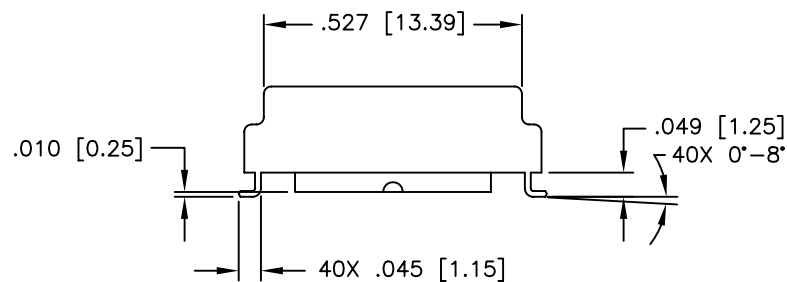
PARAMETER	SPECIFICATIONS
OPERATING TEMPERATURE	-40°C ~ +85°C
POLARITY	PER SCHEMATIC
TURNS RATIO: @10KHz, 0.1VRMS:	$\frac{(40-38)}{(1-3)} = \frac{(33-31)}{(8-10)} = \frac{(30-28)}{(11-13)} = \frac{(23-21)}{(18-20)} = 1.36 \pm 2\%$ $\frac{(1-2)}{(2-3)} = \frac{(40-39)}{(39-38)} = \frac{(4-5)}{(37-35)} = \frac{(6-7)}{(35-34)} = 1.0 \pm 2\%$ $\frac{(8-9)}{(9-10)} = \frac{(33-32)}{(32-31)} = \frac{(11-12)}{(12-13)} = \frac{(30-29)}{(29-28)} = 1.0 \pm 2\%$ $\frac{(14-15)}{(27-26)} = \frac{(16-17)}{(25-24)} = \frac{(18-19)}{(19-20)} = \frac{(23-22)}{(22-21)} = 1.0 \pm 2\%$
INDUCTANCE (OCL): @100KHz, 0.01VRMS	$(1-3)=(4-5)=(6-7)=(8-10) = 1.20 \text{ mH MINIMUM}$ $(11-13)=(14-15)=(16-17)=(18-20) = 1.20 \text{ mH MINIMUM}$
LEAKAGE INDUCTANCE (LL) @100 KHz, 0.01 VRMS	$(1-3)$ WITH $(40-38)$ SHORTED = 0.6 uH MAXIMUM $(8-10)$ WITH $(33-31)$ SHORTED = 0.6 uH MAXIMUM $(11-13)$ WITH $(30-28)$ SHORTED = 0.6 uH MAXIMUM $(18-20)$ WITH $(23-21)$ SHORTED = 0.6 uH MAXIMUM $(4-5)$ WITH $(35-37)$ SHORTED = 0.6 uH MAXIMUM $(6-7)$ WITH $(35-34)$ SHORTED = 0.6 uH MAXIMUM $(14-15)$ WITH $(27-26)$ SHORTED = 0.6 uH MAXIMUM $(16-17)$ WITH $(25-24)$ SHORTED 0.6 uH MAXIMUM
CWW @ 100 KHz, 0.1 VRMS	$(1-3)$ TO $(40-38) = 30 \text{ pF MAXIMUM}$ $(8-10)$ TO $(33-31) = 30 \text{ pF MAXIMUM}$ $(11-13)$ TO $(30-28) = 30 \text{ pF MAXIMUM}$ $(18-20)$ TO $(23-21) = 30 \text{ pF MAXIMUM}$ $(4-5)$ TO $(35-37) = 30 \text{ pF MAXIMUM}$ $(6-7)$ TO $(35-34) = 30 \text{ pF MAXIMUM}$ $(14-15)$ TO $(27-26) = 30 \text{ pF MAXIMUM}$ $(16-17)$ TO $(25-24) = 30 \text{ pF MAXIMUM}$
DCR	$(1-3) = (4-5) = (6-7) = (8-10) = 0.7 \text{ OHMS MAXIMUM}$ $(11-13) = (14-15) = (16-17) = (18-20) = 0.7 \text{ OHMS MAXIMUM}$ $(24-25) = (26-27) = (34-35) = (36-37) = 0.7 \text{ OHMS MAXIMUM}$ $(21-23) = (28-30) = (31-33) = (38-40) = 1.0 \text{ OHMS MAXIMUM}$
HIPOT (Pri TO Sec)	1500 VRMS FOR 60 SECONDS

© Copyright, 2014. Pulse Electronics Corp. All rights reserved. Pulse confidential & proprietary. (06/17/14)

PRODUCT DESCRIPTION	TLA DRAWING	PS DRAWING	SHEET	PART NO.	DATASHEET REV.
XFMR,OCTAL,T1,TOU,1CT:1.36CT,1:1,NL	TX1502FNL-10	PS-2743.001-A	2 OF 3	TX1502FNL	A



SUGGESTED PAD LAYOUT



DIMENSIONS ARE IN INCHES [MILLIMETERS] WITH THE FOLLOWING TOLERANCES: [MILLIMETERS] ARE FOR REFERENCE ONLY.
 .XX= ± 0.01 [± 0.25]
 .XXX= ± 0.005 [± 0.13]

© Copyright, 2014. Pulse Electronics Corp. All rights reserved. Pulse confidential & proprietary. (06/17/14)

PRODUCT DESCRIPTION	TLA DRAWING	PS DRAWING	SHEET	PART NO.	DATASHEET REV.
XFMR,OCTAL,T1,TOU,1CT:1.36CT,1:1,NL	TX1502FNL-10	PS-2743.001-A	3 OF 3	TX1502FNL	A