


NOTES:

1. ROHS COMPLIANT
2. HEADER: PHENOLIC WITH FLAMMABILITY RATING UL 94V-0 OR BETTER.
3. STORAGE TEMPERATURE: -50°C TO +125°C
4. COMPLIANCE TO J-STD:
 - A. J-STD-002: SOLDERABILITY AT 245°C REFLOW PROFILE
 - B. J-STD-020: LEVEL 1, NO MOISTURE SENSITIVE
 - C. J-STD-075: R7, 245°C MAXIMUM THROUGH REFLOW SOLDER
5. TO ORDER TAPE & REEL PACKAGING ADD A "T" SUFFIX TO THE PART NUMBER(i.e TX1079FNL BECOMES TX1079FNLT).

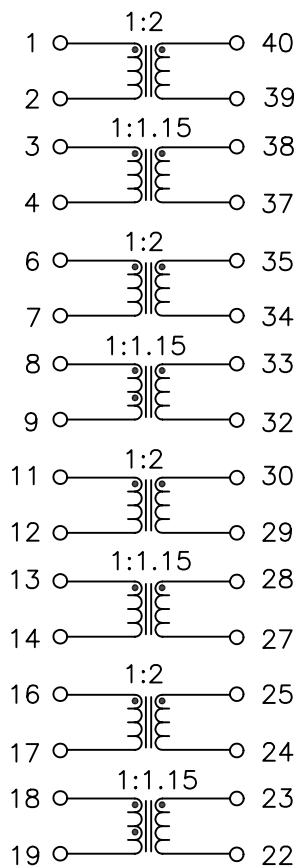


FINAL OUTLINE

© Copyright, 2014. Pulse Electronics Corp. All rights reserved. Pulse confidential & proprietary. (06/17/14)

PRODUCT DESCRIPTION	TLA DRAWING	PS DRAWING	SHEET	PART NO.	DATASHEET REV.
XFMR,OCT,T1,TOU,1:2, 1:1.15 OPEN HEADER	TX1079FNL-10	PS-2743.001-A	1 OF 3	TX1079FNL	A

ELECTRICAL CHARACTERISTICS AT +25°C UNLESS OTHER SPECIFIED

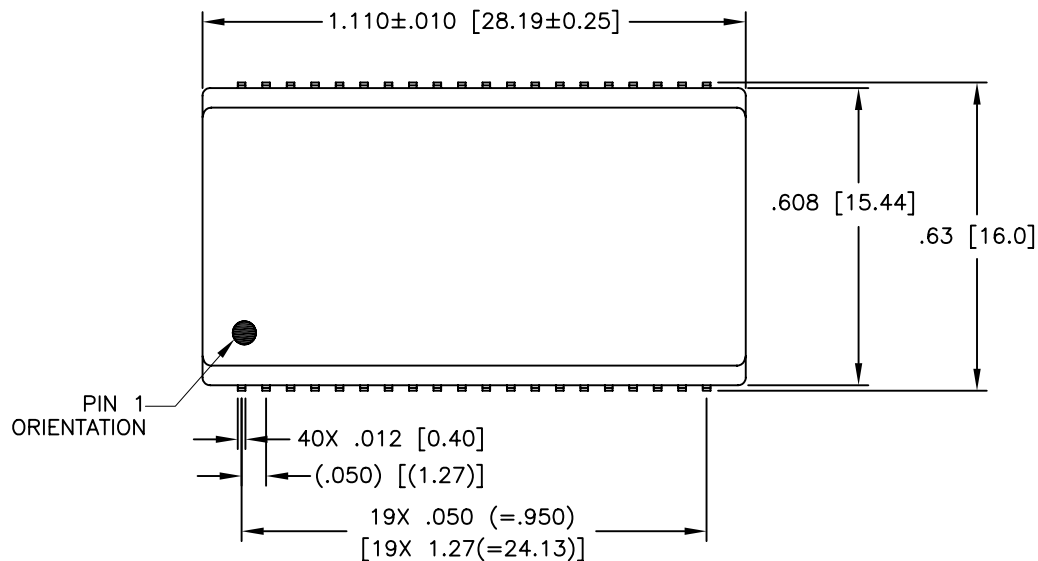


SCHEMATIC

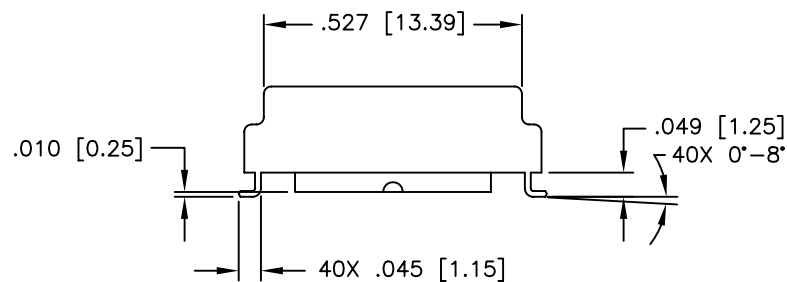
PARAMETER	SPECIFICATIONS
OPERATING TEMPERATURE	-40°C ~ +85°C
POLARITY	PER SCHEMATIC
TURNS RATIO: @100KHz, 0.02VRMS:	$\frac{(40-39)}{(1-2)} = \frac{(35-34)}{(6-7)} = \frac{(30-29)}{(11-12)} = \frac{(25-24)}{(16-17)} = 2.0 \pm 2\%$ $\frac{(38-37)}{(3-4)} = \frac{(33-32)}{(8-9)} = \frac{(28-27)}{(13-14)} = \frac{(23-22)}{(18-19)} = 1.15 \pm 2\%$
INDUCTANCE (OCL): @10KHz, 0.1VRMS	$(40-39)=(33-32)=(30-29)=(23-22) = 1.2 \text{ mH MINIMUM}$ $(38-37)=(35-34)=(28-27)=(25-24) = 1.2 \text{ mH MINIMUM}$
LEAKAGE INDUCTANCE (LL) @100 KHz, 0.01 VRMS	(1-2) WITH (40-39) SHORTED = 0.5 uH MAXIMUM (3-4) WITH (38-37) SHORTED = 0.5 uH MAXIMUM (6-7) WITH (35-34) SHORTED = 0.5 uH MAXIMUM (8-9) WITH (33-32) SHORTED = 0.5 uH MAXIMUM (11-12) WITH (30-29) SHORTED = 0.5 uH MAXIMUM (13-14) WITH (28-27) SHORTED = 0.5 uH MAXIMUM (16-17) WITH (25-24) SHORTED = 0.5 uH MAXIMUM (18-19) WITH (23-22) SHORTED = 0.5 uH MAXIMUM
CWW @ 100 KHz, 0.1 VRMS	(1-2) TO (40-39) = 35 pF MAXIMUM (3-4) TO (38-37) = 35 pF MAXIMUM (6-7) TO (35-34) = 35 pF MAXIMUM (8-9) TO (33-32) = 35 pF MAXIMUM (11-12) TO (30-29) = 35 pF MAXIMUM (13-14) TO (28-27) = 35 pF MAXIMUM (16-17) TO (25-24) = 35 pF MAXIMUM (18-19) TO (23-22) = 35 pF MAXIMUM
DCR	(1-2) = (3-4) = (6-7) = (8-9) = 0.8 OHMS MAX (11-12) = (13-14) = (16-17) = (18-19) = 0.8 OHMS MAX
HIPOT (Pri TO Sec)	1500 VRMS FOR 60 SECONDS

© Copyright, 2014. Pulse Electronics Corp. All rights reserved. Pulse confidential & proprietary. (06/17/14)

PRODUCT DESCRIPTION	TLA DRAWING	PS DRAWING	SHEET	PART NO.	DATASHEET REV.
XFMR,OCT,T1,TOU,1:2, 1:1.15 OPEN HEADER	TX1079FNL-10	PS-2743.001-A	2 OF 3	TX1079FNL	A



SUGGESTED PAD LAYOUT



DIMENSIONS ARE IN INCHES [MILLIMETERS] WITH THE FOLLOWING TOLERANCES: [MILLIMETERS] ARE FOR REFERENCE ONLY.
 .XX= ± 0.01 [±0.25]
 .XXX= ± 0.005 [±0.13]

© Copyright, 2014. Pulse Electronics Corp. All rights reserved. Pulse confidential & proprietary. (06/17/14)

PRODUCT DESCRIPTION	TLA DRAWING	PS DRAWING	SHEET	PART NO.	DATASHEET REV.
XFMR,OCT,T1,TOU,1:2, 1:1.15 OPEN HEADER	TX1079FNL-10	PS-2743.001-A	3 OF 3	TX1079FNL	A