


NOTES:

1. ROHS COMPLIANT
2. HEADER: DAP (DIALLYL PHTHALATE) WITH FLAMMABILITY RATING UL 94V-0 OR BETTER.
3. STORAGE TEMPERATURE: -50°C TO +125°C
4. COMPLIANCE TO J-STD:
  - A. J-STD-002: SOLDERABILITY AT 245°C REFLOW PROFILE
  - B. J-STD-020: LEVEL 1, NO MOISTURE SENSITIVE
  - C. J-STD-075: R7, 245°C MAXIMUM THROUGH REFLOW SOLDER
5. TO ORDER TAPE & REEL PACKAGING ADD A "T" SUFFIX TO THE PART NUMBER(i.e HX1225FNL BECOMES HX1225FNLT).



FINAL OUTLINE

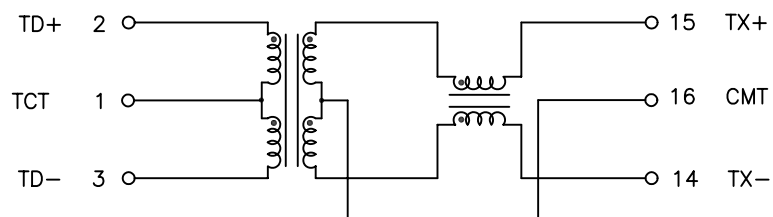
© Copyright, 2014. Pulse Electronics Corp. All rights reserved. Pulse confidential & proprietary. (06/12/14)

PRODUCT DESCRIPTION	TLA DRAWING	PS DRAWING	SHEET	PART NO.	DATASHEET REV.
MDL,SIN,100D,1:1,SM,TU	HX1225FNL-10	PS-2005.002-D	1 OF 3	HX1225FNL	A

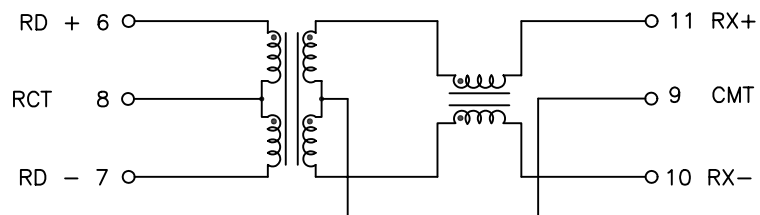
ELECTRICAL CHARACTERISTICS AT +25°C UNLESS OTHER SPECIFIED

MEETS IEEE 802.3 SPECIFICATION

TRANSMIT



RECEIVE



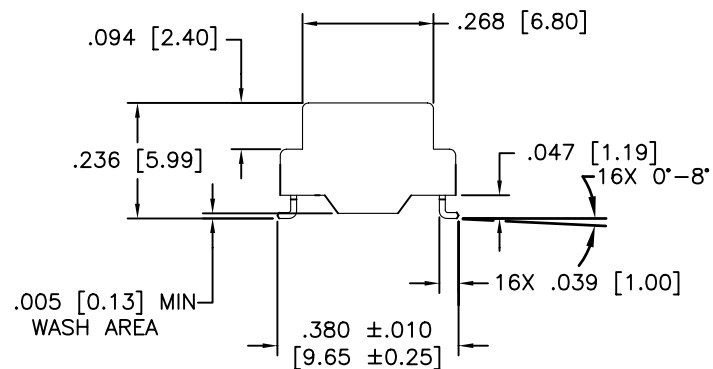
SCHMATIC

PARAMETER	SPECIFICATIONS							
OPERATING TEMPERATURE	-40°C ~ +85°C							
POLARITY	PER SCHEMATIC							
TRUNS RATIO	TRANSMIT				RECEIVE			
	1:1(±2%)				1.5:1(±2%)			
INSERTION LOSS	1-50 MHz				1-50 MHz			
	-1.0 dB MAX.				-1.5 dB MAX.			
RETURN LOSS $Z_{OUT} = 100 \text{ OHMS}$	0.5~40 MHz	60 MHz	80 MHz	0.5MHz	40 MHz	60 MHz	80 MHz	
	-18 dB MIN.	-14.5 dB MIN.	-12 dB MIN.	-18 dB MIN.	-10 dB MIN.	-8 dB MIN.	-6 dB MIN.	
CROSSTALK	30 MHz		60 MHz		100 MHz			
	-45 dB		-35 dB		-30 dB			
OCL	200 uH MIN		MEASURED AT 100 KHz, 100 mVRMS, AT +25 °C					
	100 uH MIN		MEASURED AT 100 KHz, 100 mVRMS, AT -45 °C					
	100 uH MIN		MEASURED AT 100 KHz, 100 mVRMS, AT +95 °C					
C <sub>ww</sub>	18 pF MAX		MEASURED AT 100 KHz, 100 mVRMS					
ISOLATION (INPUT - OUTPUT)	1650 VRMS, 6 SECONDS MAX							

NOTE: f IS FREQUENCY IN MHz.

© Copyright, 2014. Pulse Electronics Corp. All rights reserved. Pulse confidential & proprietary. (06/12/14)

PRODUCT DESCRIPTION	TLA DRAWING	PS DRAWING	SHEET	PART NO.	DATASHEET REV.
MDL,SIN,100D,1:1,SM,TU	HX1225FNL-10	PS-2005.002-D	2 OF 3	HX1225FNL	A



DIMENSIONS ARE IN INCHES [MILLIMETERS] WITH THE FOLLOWING TOLERANCES: [MILLIMETERS] ARE FOR REFERENCE ONLY.  
 .XX= ±.01 [±0.25]  
 .XXX= ±.005 [±0.13]

© Copyright, 2014. Pulse Electronics Corp. All rights reserved. Pulse confidential & proprietary. (06/12/14)

PRODUCT DESCRIPTION	TLA DRAWING	PS DRAWING	SHEET	PART NO.	DATASHEET REV.
MDL,SIN,100D,1:1,SM,TU	HX1225FNL-10	PS-2005.002-D	3 OF 3	HX1225FNL	A