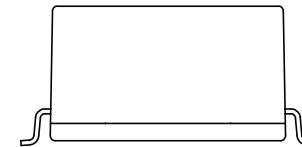
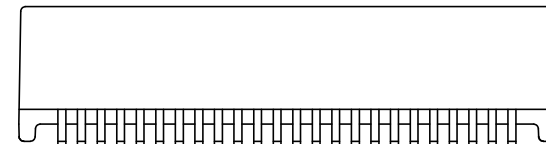
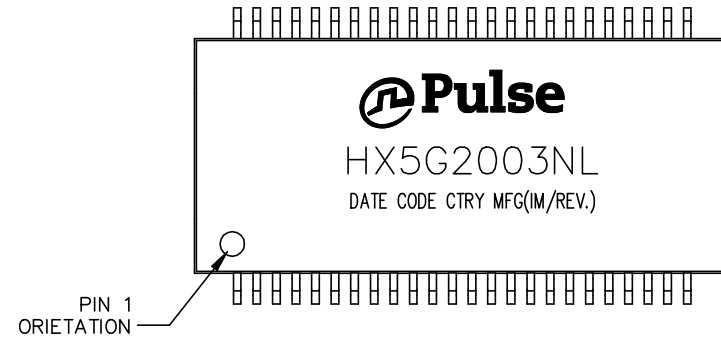




NOTES:

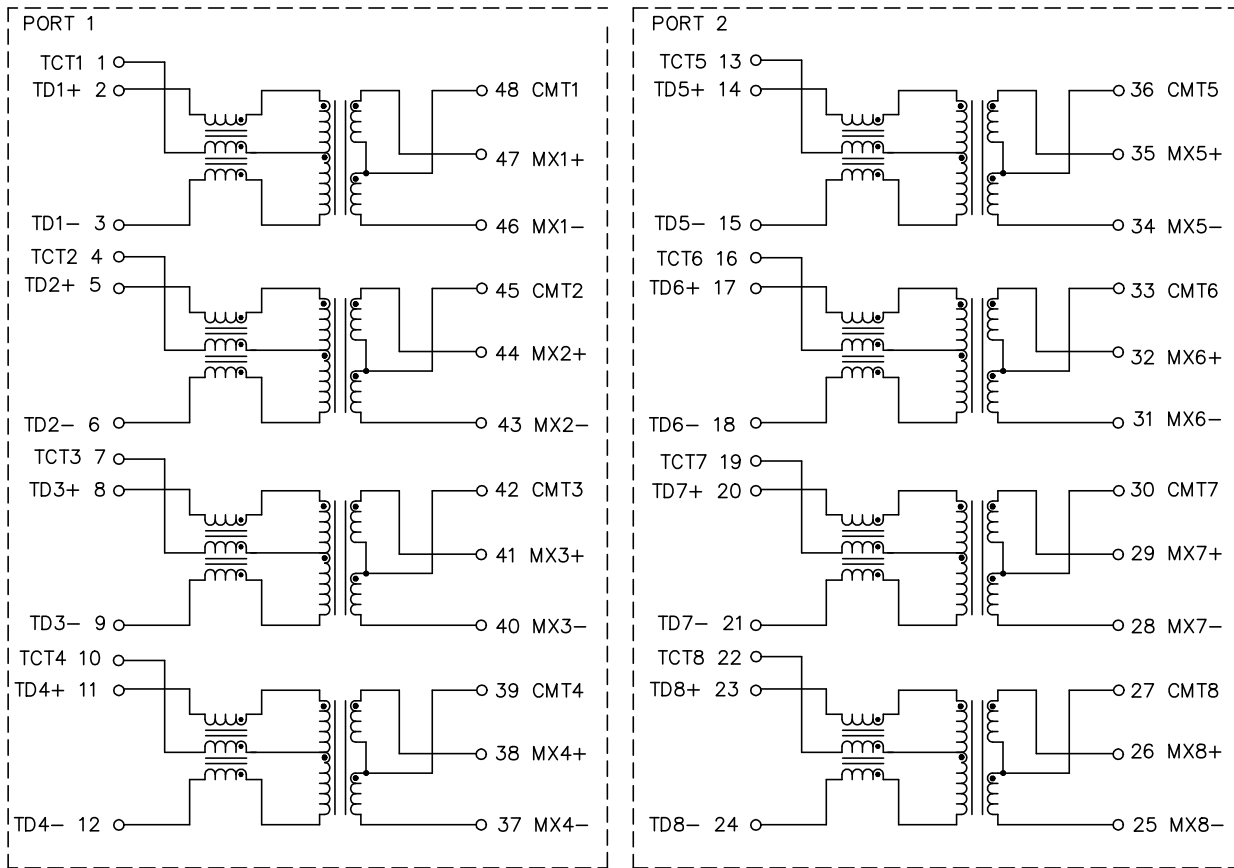
1. ROHS COMPLIANT
2. HEADER: DAP (DIALLYL PHTHALATE) WITH FLAMMABILITY RATING UL 94V-0 OR BETTER.
3. STORAGE TEMPERATURE: -50°C TO +125°C
4. COMPLIANCE TO J-STD:
 - A. J-STD-002: SOLDERABILITY AT 245°C REFLOW PROFILE
 - B. J-STD-020: LEVEL 1, NO MOISTURE SENSITIVE
 - C. J-STD-075: R7, 245°C MAXIMUM THROUGH REFLOW SOLDER
5. TO ORDER TAPE & REEL PACKAGING ADD A "T" SUFFIX TO THE PART NUMBER(i.e HX5G2003NL BECOMES HX5G2003NLT).



FINAL OUTLINE

© Copyright, 2018. Pulse Electronics Corp. All rights reserved. Pulse confidential & proprietary. (09/14/18)

PRODUCT DESCRIPTION	TLA DRAWING	PS DRAWING	SHEET	PART NO.	DATASHEET REV.
MDL,SIN,5GPP,1:1,SM,TU	HX5G2003NL-X1	PS-2007.001-D	1 OF 3	HX5G2003NL	A



SCHEMATIC

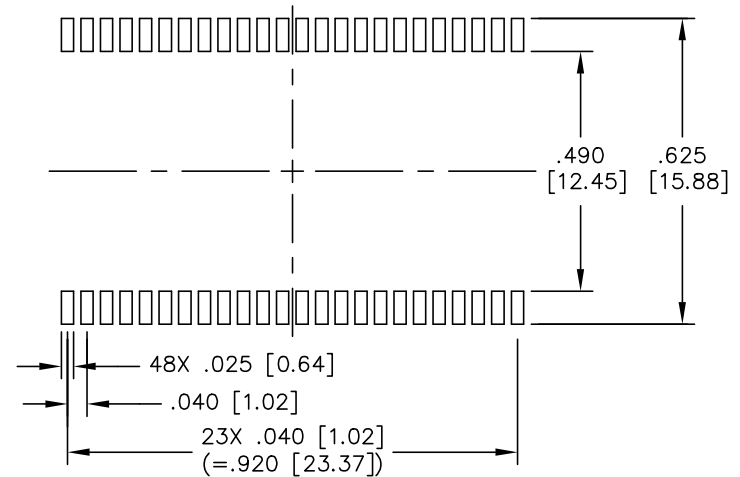
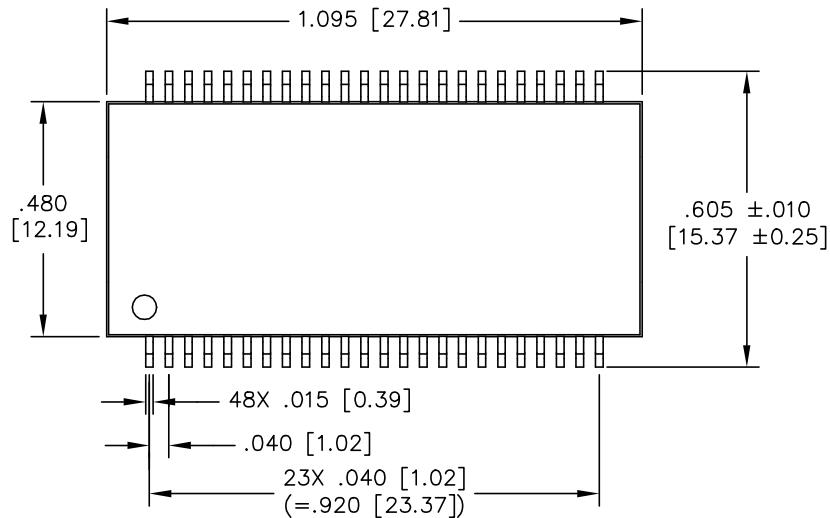
ELECTRICAL CHARACTERISTICS AT +25°C UNLESS OTHERWISE SPECIFIED
(FOR REFERENCE ONLY. USED FOR CUSTOMER INFORMATION.)

PARAMETER	SPECIFICATIONS		
AMBIENT OPERATING TEMPERATURE	-40°C TO +85°C		
TURNS RATIO	1.00 ± 2%		
POLARITY	PER SCHEMATIC		
INSERTION LOSS (SDD21&SDD12)	1-50 MHz	50-125 MHz	125-250 MHz
	-0.5 dB MAX	-1.0 dB MAX	-1.5 dB MAX
INDUCTANCE (OCL) (MEDIA SIDE, -40°C TO +85°C)	120 uH MIN @ 100 kHz, 100 mV WITH 10.8 mA DC BIAS		
PHY-SIDE RETURN LOSS (SDD11 - Zref = 100 OHMS ± 1%)	1 MHz-40 MHz	40 MHz-250 MHz	
	-20 dB MIN	-20+12.5*LOG ₁₀ (f/40) dB MIN	
LINE-SIDE RETURN LOSS (SDD22 - Zref = 100 OHMS ± 1%)	1 MHz-40 MHz	40 MHz-250 MHz	
	-20 dB MIN	-20+12.5*LOG ₁₀ (f/40) dB MIN	
CROSSTALK, ADJACENT CHANNELS (SDD21 - ADJ.)	1-150 MHz		150-250 MHz
	-30 dB MIN		-20 dB MIN
COMMON MODE REJECTION RATIO (SCC21) ref	1 MHz-40 MHz	40 MHz-100 MHz	100 MHz-500 MHz
	-30 dB MIN	-25 dB MIN	-20 dB MIN
COMM. TO DIFF. REJECTION RATIO (SDC12)	1 MHz-100 MHz		100 MHz-500 MHz
	-25 dB MIN		-20 dB MIN
DC CURRENT CARRING CAPABILITY	600 mA MAX AT 70°C		
INPUT - OUTPUT ISOLATION	1500 VRMS MIN @ 60 SECONDS		

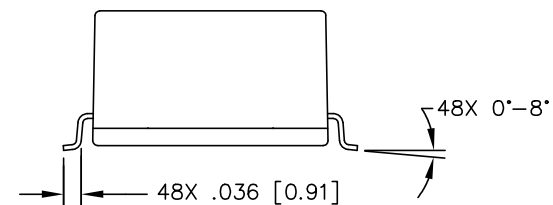
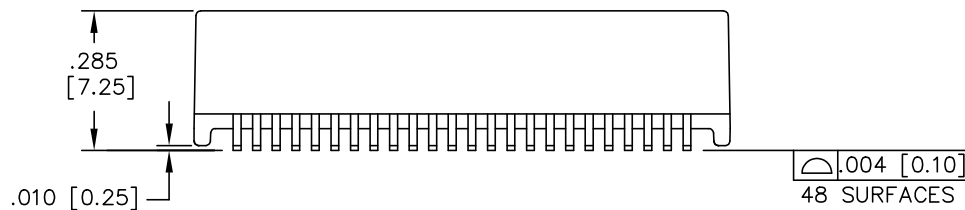
NOTE: f IS FREQUENCY IN MHZ.

© Copyright, 2018. Pulse Electronics Corp. All rights reserved. Pulse confidential & proprietary. (09/14/18)

PRODUCT DESCRIPTION	TLA DRAWING	PS DRAWING	SHEET	PART NO.	DATASHEET REV.
MDL,SIN,5GPP,1:1,SM,TU	HX5G2003NL-X1	PS-2007.001-D	2 OF 3	HX5G2003NL	A



SUGGESTED LAND PATTERN



DIMENSIONS ARE IN INCHES [MILLIMETERS] WITH THE FOLLOWING TOLERANCES: [MILLIMETERS] ARE FOR REFERENCE ONLY.
 .XX= ±.01 [±0.25]
 .XXX= ±.005 [±0.13]

© Copyright, 2018. Pulse Electronics Corp. All rights reserved. Pulse confidential & proprietary. (09/14/18)

PRODUCT DESCRIPTION	TLA DRAWING	PS DRAWING	SHEET	PART NO.	DATASHEET REV.
MDL,SIN,5GPP,1:1,SM,TU	HX5G2003NL-X1	PS-2007.001-D	3 OF 3	HX5G2003NL	A