



NOTES: UNLESS OTHERWISE SPECIFIED

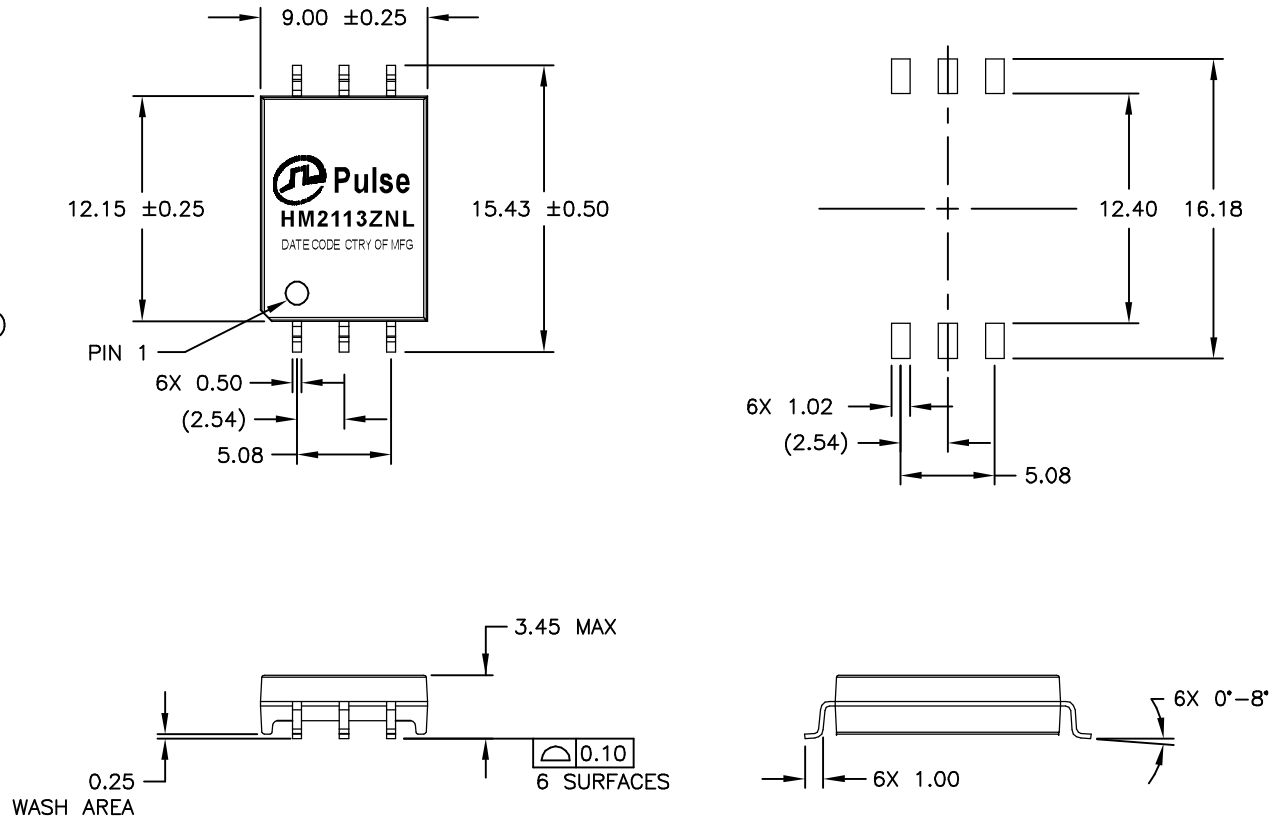
1.

NOTICE:	THIS IS A RoHS COMPLIANT COMPONENT/PRODUCT. ALL ENGINEERING CHANGES MUST HAVE PRIOR APPROVAL BY THE DESIGN CENTER.
RoHS	

2. SOLDERABILITY: CONFORMS TO ANSI/J-STD-002, IPC/EIA J-STD-003A.
3. OPERATING TEMPERATURE: -40°C TO +125°C
4. STORAGE TEMPERATURE: -50°C TO +125°C
5. JEDEC MOISTURE: LEVEL 1.
6. AEC-Q200 QUALIFIED
7. TO ORDER TAPE & REEL PACKAGING ADD A "T" SUFFIX TO THE PART NUMBER (ie. HM2112ZNL BECOMES HM2112ZNLT)

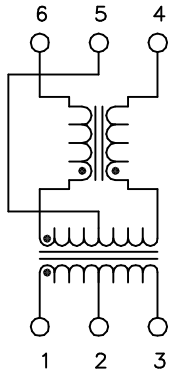
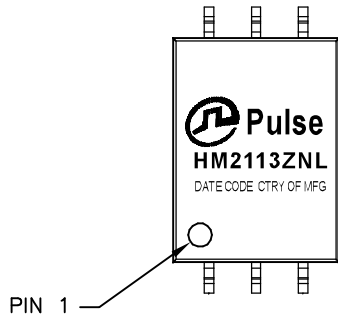
8. UNLESS OTHERWISE SPECIFIED, ALL DIMENSIONS ARE IN MILLIMETERS. TOLERANCES ARE:

	DECIMALS	ANGLES
X.X	±0.25	± 1°
X.XX	±0.13	



© Copyright, 2017. Pulse Electronics Corp. All rights reserved. Pulse confidential & proprietary. (10/20/17)

PRODUCT DESCRIPTION	TLA DRAWING	PS DRAWING	SHEET	PART NO.	DATASHEET REV.
TRANSFORMER/CMC,SGL,4.3kV,SMT	HM2113ZNL-10	PS-2855.003-B	1 OF 2	HM2113ZNL	F



SCHEMATIC

ELECTRICAL CHARACTERISTICS AT +25°C UNLESS OTHER SPECIFIED

PARAMETER	SPECIFICATIONS	
QUALIFICATION	PER AEC-Q200	
DESIGN CONSTRUCTION	FUNCTIONAL INSULATION	
CREEPAGE DISTANCE	> 10mm	
OPERATING TEMPERATURE	-40°C TO 125 °C	
TURNS RATIO	1.00 ± 2%	
POLARITY	PER SCHEMATIC	
DC RESISTANCE	TRANSFORMER SIDE	CM CHOKE SIDE
	0.45 OHMS MAX	0.85 OHMS MAX
INDUCTANCE (OCL) AT 100 kHz, 100 mV (-40°C TO +125°C)	150 uH MIN, 450 uH MAX	
LEAKAGE INDUCTANCE	0.50 uH MAX @ 100 kHz	
INSERTION LOSS	0.25 dB MAX @ 4 MHz	
RETURN LOSS (Z OUT = 100 OHM ±1%)	20 dB MIN @ 4 MHz	
COMMON MODE REJECTION RATIO	1-10 MHz	10-1000 MHz
	-35 dB MIN	-20 dB MIN
INPUT - OUTPUT ISOLATION	4300 VDC FOR 60 SECONDS WITH 1.0 mA MAX OF LEAKAGE CURRENT	
INSULATION RESISTANCE	400 MEGAOHMS MINIMUM	
WORKING VOLTAGE	1000 VDC FOR 15 YEARS	

PRODUCT DESCRIPTION	TLA DRAWING	PS DRAWING	SHEET	PART NO.	DATASHEET REV.
TRANSFORMER/CMC,SGL,4.3kV,SMT	HM2113ZNL-10	PS-2855.003-B	2 OF 2	HM2113ZNL	F