

Description

The Z-321NF-ST is a small in-line filter designed to expedite the service delivery and improve the performance of digital subscriber line (DSL) services. This model filters all telephone sets, facsimile machines, answering machines, etc. individually or in groups. This in-line DSL filter design electronically isolates the high-speed DSL data streams from the voice band plain old telephone service (POTS) equipment. This design effectively blocks the DSL, and other radio frequencies from 25 kilohertz to 30 Megahertz.

Features

- **Data Protection** - Isolates telephone impedances changes from DSL equipment
- Excellent DSL band attenuation that protects voice band equipment and prevents intermodulation distortion from degrading data rates
- Compatible with all major DSL standards including ADSL, ADSL2+, VDSL, and VDSL2
- **Voice Protection** - Isolates DSL band frequencies from voice band equipment
- Excellent longitudinal balance
- Compatible with Caller ID, facsimile and metallic loop testing
- RoHS compliant
- CE Certified
- Compliant with UL 60950, and FCC Part 68

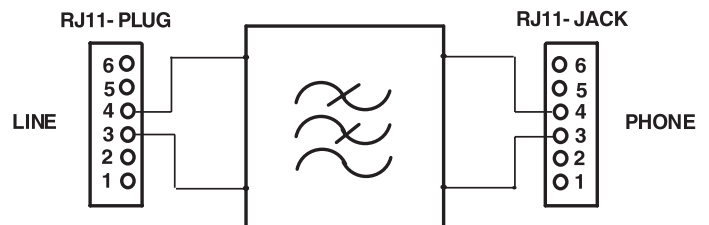


The in-line DSL nanoFILTER

Applications

The Z-321NF-ST filters are used with other Z-BLOCKER filters distributed throughout the subscribers' premises to isolate all voice band equipment devices such as cordless telephones, answering machines, fax machines, dial-up modems, and television set-top boxes.

The Z-321NF-ST in-line DSL filter is one of many filters manufactured by Pulse for subscriber installed digital services within homes, offices, and hotels. Excelsus is the number one selling brand of DSL filters worldwide.




Z-321NF-ST Block Schematic

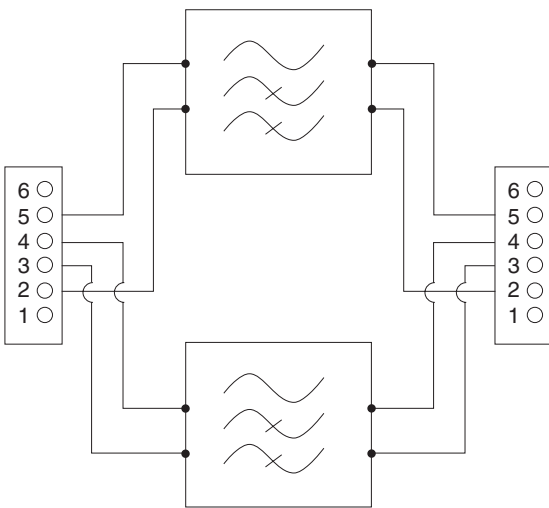
Application

Features

- Isolates HomePNA Equipment from PSTN signals
- Provides DC blocking for HomePNA equipment
- Minimizes HPNA3 interference, transmission, signaling and supervision
- RoHS Compliant



CP-260HPF PSTN Blocker



CP-260HPF Block Schematic

CP-260 HPF Electrical Specifications

Insertion Loss	
4MHz to 30MHz	≤ 0.5dB
Return Loss	
4MHz to 30MHz	≥ 20dB
POTS Attenuation	
600Hz to 4KHz	≥ 60dB
Connectors: RJ-11 Jack and RJ11 Plug	
≥ 50 micro-inches of gold plating over ≥100 micro-inches of nickel plating	
Dimensions: Length = 2.12in (54mm), Width = 1.21in (30.85mm), Height = 0.72in (18.34mm), Cable length = 3.78in (96mm) ±1.0mm on outline dimension. ±10.0mm on length of cable	
Compliant and listed with UL / CSA 60950, FCC CFR 47 Part 68	